

STANDARD SPECIFICATIONS

AND

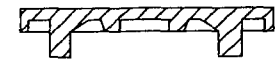
CONSTRUCTION DETAILS

AUGUST 2006

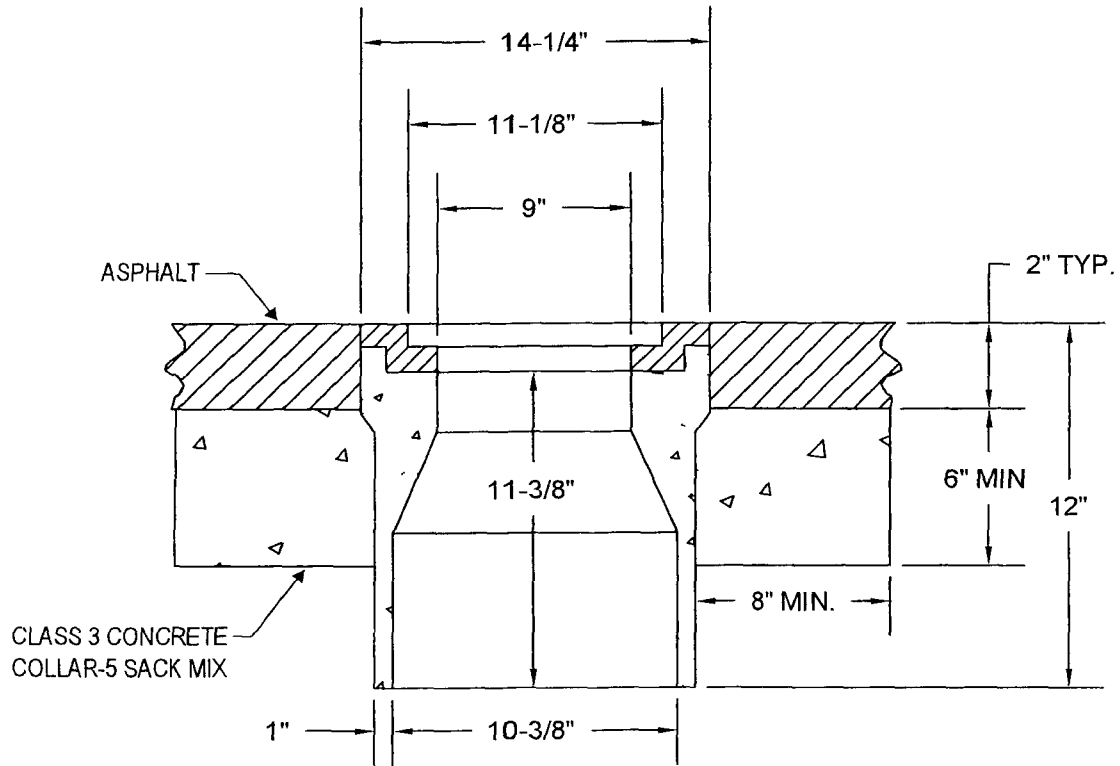

NORTH COAST COUNTY WATER DISTRICT  
2400 FRANCISCO BOULEVARD, POST OFFICE BOX 1039  
PACIFICA, CALIFORNIA 94044

## NCCWD STANDARD DETAILS

Detail	Title
NC-01	RESIDENTIAL SERVICE CONNECTION (NEW CONSTRUCTION)
NC-02	RESIDENTIAL SERVICE WITH FIRE SERVICE UPGRADE
NC-03	STANDARD SERVICE SADDLE REQUIREMENTS
NC-04	STANDARD SERVICE RECONNECTION
NC-05	DOUBLE DETECTOR CHECK BACKFLOW UNIT FOR A FIRE SERVICE CONNECTION
NC-06	¾" – 2" REDUCED PRESSURE BACKFLOW PREVENTER
NC-07	STANDARD UNDERGROUND PRV VAULT
NC-08	4X2 PRESSURE REDUCING STATION INLET PRESSURES OF 250 PSI OR LESS
NC-09	6X4X2 PRESSURE REDUCING STATION
NC-10	8X4 PRESSURE REDUCING STATION
NC-11	2" BLOWOFF ASSEMBLY
NC-12	TRANSMISSION LINE BLOWOFF ASSEMBLY
NC-13A	2" COMBINATION AIR RELEASE/VACUUM VALVE (INSTALLATIONS WITHIN IMPROVED/UNIMPROVED AREAS)
NC-13B	2" COMBINATION AIR RELEASE/VACUUM VALVE (INSTALLATIONS WITHIN IMPROVED AREAS)
NC-14	SAMPLE STATION
NC-15A	STANDARD FIRE HYDRANT WITH CHECK VALVE ASSEMBLY INSTALLATION
NC-15B	STANDARD FIRE HYDRANT INSTALLATION (EXISTING HYDRANTS ONLY)
NC-16	FIRE HYDRANT GUARD POSTS (4 POST CONFIGURATION) INSTALLATIONS IN COMMERCIAL / UNIMPROVED AREAS
NC-17	INSTALLATION OF PORTABLE WATER METERS
NC-18	WATER VALVE BOX-TRAFFIC
NC-19	GATE VALVE ASSEMBLY/TRACER WIRE DETAIL
NC-20	STANDARD THRUST BLOCK DETAILS
NC-21	STANDARD PIPE INSTALLATION
NC-22	TYPICAL SERVICE INSTALLATION TRENCH
NC-23	SEPARATION OF WATER MAINS & SANITARY SEWERS
-----	TYPICAL PRIVATE ATMOSPHERIC VACUUM BREAKER
-----	CITY OF PACIFICA STANDARD TRENCH DETAIL NOTES
-----	CITY OF PACIFICA STANDARD TRENCH DETAIL (DWG 301)
-----	CITY OF PACIFICA STANDARD TRENCH DETAIL (DWG 301A)
-----	CITY OF PACIFICA SLURRY SEAL DETAIL (A) (PLAN NO. 301 B)
-----	CITY OF PACIFICA SLURRY SEAL DETAIL (B) (PLAN NO. 301 C)
-----	CITY OF PACIFICA SLURRY SEAL DETAIL (LONGITUDINAL) (301D)
-----	CITY OF PACIFICA SLURRY SEAL DETAIL (NO CEN. LINE) (301 E)
-----	CITY OF SAN BRUNO TYPICAL TRENCH CROSS SECTION



SECTION A - A



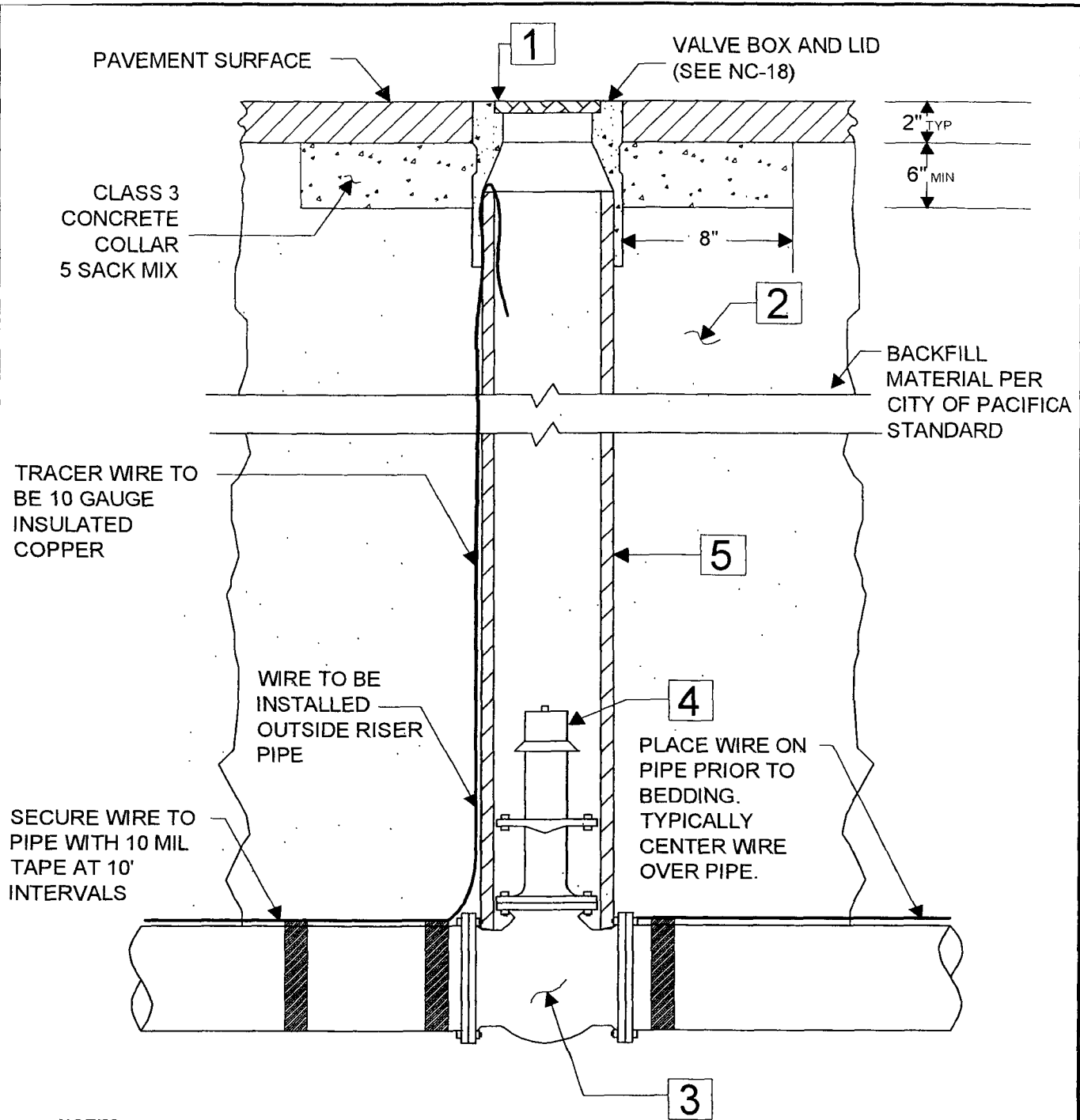
**NOTES:**

- 1 USE CHRISTY G5 TRAFFIC VALVE BOX WITH G5C CAST IRON TRAFFIC LID
- 2 TRAFFIC LID TO BE INSCRIBED "WATER"
- 3 ALL REQUIREMENTS ARE SUBJECT TO CHANGE BY DISTRICT ENGINEER ALL PLANS MUST BE APPROVED BY THE DISTRICT

**NORTH COAST COUNTY WATER DISTRICT  
WATER VALVE BOX - TRAFFIC**

**STANDARD  
DETAIL  
NC-18**

AUGUST 2006



**NOTES:**

1. SEE STANDARD DETAIL NC-18 FOR WATER VALVE BOX INSTALLATION.
2. SEE CITY OF PACIFICA STANDARD DETAILS - TRENCH DETAILS (ATTACHED).
3. SEE SECTION 1 OF THE STANDARD SPECIFICATIONS FOR REQUIREMENTS REGARDING SELECTION OF VALVES AND FITTINGS.
4. VALVE EXTENSION REQUIRED WHENEVER VALVE NUT DEPTH TO TOP OF VALVE BOX LID EXCEEDS 4'-0".
5. 8" VALVE BOX EXTENSION, SDR-35 OR APPROVED EQUAL.

**NORTH COAST COUNTY WATER DISTRICT  
GATE VALVE ASSEMBLY/ TRACER WIRE DETAIL**

**STANDARD  
DETAIL  
NC- 19**