

STANDARD SPECIFICATIONS

AND

CONSTRUCTION DETAILS

AUGUST 2006

NORTH COAST COUNTY WATER DISTRICT
2400 FRANCISCO BOULEVARD, POST OFFICE BOX 1039
PACIFICA, CALIFORNIA 94044

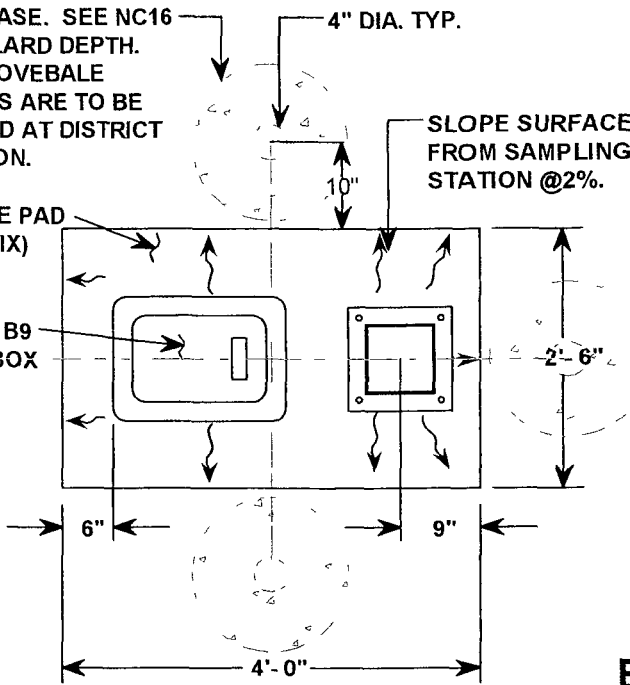
NCCWD STANDARD DETAILS

Detail	Title
NC-01	RESIDENTIAL SERVICE CONNECTION (NEW CONSTRUCTION)
NC-02	RESIDENTIAL SERVICE WITH FIRE SERVICE UPGRADE
NC-03	STANDARD SERVICE SADDLE REQUIREMENTS
NC-04	STANDARD SERVICE RECONNECTION
NC-05	DOUBLE DETECTOR CHECK BACKFLOW UNIT FOR A FIRE SERVICE CONNECTION
NC-06	¾" – 2" REDUCED PRESSURE BACKFLOW PREVENTER
NC-07	STANDARD UNDERGROUND PRV VAULT
NC-08	4X2 PRESSURE REDUCING STATION INLET PRESSURES OF 250 PSI OR LESS
NC-09	6X4X2 PRESSURE REDUCING STATION
NC-10	8X4 PRESSURE REDUCING STATION
NC-11	2" BLOWOFF ASSEMBLY
NC-12	TRANSMISSION LINE BLOWOFF ASSEMBLY
NC-13A	2" COMBINATION AIR RELEASE/VACUUM VALVE (INSTALLATIONS WITHIN IMPROVED/UNIMPROVED AREAS)
NC-13B	2" COMBINATION AIR RELEASE/VACUUM VALVE (INSTALLATIONS WITHIN IMPROVED AREAS)
NC-14	SAMPLE STATION
NC-15A	STANDARD FIRE HYDRANT WITH CHECK VALVE ASSEMBLY INSTALLATION
NC-15B	STANDARD FIRE HYDRANT INSTALLATION (EXISTING HYDRANTS ONLY)
NC-16	FIRE HYDRANT GUARD POSTS (4 POST CONFIGURATION) INSTALLATIONS IN COMMERCIAL / UNIMPROVED AREAS
NC-17	INSTALLATION OF PORTABLE WATER METERS
NC-18	WATER VALVE BOX-TRAFFIC
NC-19	GATE VALVE ASSEMBLY/TRACER WIRE DETAIL
NC-20	STANDARD THRUST BLOCK DETAILS
NC-21	STANDARD PIPE INSTALLATION
NC-22	TYPICAL SERVICE INSTALLATION TRENCH
NC-23	SEPARATION OF WATER MAINS & SANITARY SEWERS
-----	TYPICAL PRIVATE ATMOSPHERIC VACUUM BREAKER
-----	CITY OF PACIFICA STANDARD TRENCH DETAIL NOTES
-----	CITY OF PACIFICA STANDARD TRENCH DETAIL (DWG 301)
-----	CITY OF PACIFICA STANDARD TRENCH DETAIL (DWG 301A)
-----	CITY OF PACIFICA SLURRY SEAL DETAIL (A) (PLAN NO. 301 B)
-----	CITY OF PACIFICA SLURRY SEAL DETAIL (B) (PLAN NO. 301 C)
-----	CITY OF PACIFICA SLURRY SEAL DETAIL (LONGITUDINAL) (301D)
-----	CITY OF PACIFICA SLURRY SEAL DETAIL (NO CEN. LINE) (301 E)
-----	CITY OF SAN BRUNO TYPICAL TRENCH CROSS SECTION

18" DIA. BASE. SEE NC16 FOR BOLLARD DEPTH. NON-REMOVEABLE BOLLARDS ARE TO BE INSTALLED AT DISTRICT DISCRETION.

CONCRETE PAD (5 SACK MIX)

CHRISTY B9 UTILITY-BOX



TOP VIEW

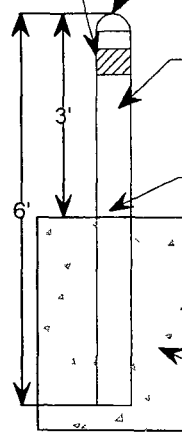
3" WIDE RED & WHITE REFLECTORIZED TAPE (TYP.)

TOP OF PIPE IS FITTED WITH A GALV. PUSH IN TYPE STEEL END CAP (TYP.)

4" DIA. GALV. IRON PIPE TO BE FILLED WITH CONC. AFTER INSTALLATION (TYP.)

THE 4" STEEL PIPE SHALL BE HOT DIPPED GALVANIZED (TYP.)

18" DIA. CONCRETE POURED IN PLACE



BOLLARD DETAIL

AMERICAN & CONVEYOR CORP. EZ SAMPLING STATION MODEL # W-98-983. VENT HOUSING TO BE SET PLUMB.

TYPE K, 3/4" COPPER PIPE (MUELLER)

CHRISTY B-9 BOX

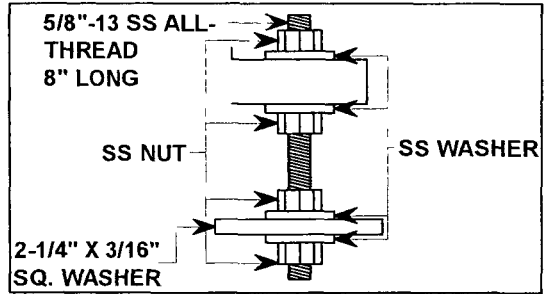
3/4" BALLCOCK VALVE (MUELLER)

CHRISTY B9 EXTENSION

36" MIN. COVER
45° MIN
WATER MAIN

CORP STOP

4" GRAVEL BED



ANCHOR DETAIL

BASE PLATE 11" SQ. X .188 THICK (6061-T6 ALUM.)

9"

SOIL COMPACTED TO 95% RELATIVE COMPACTION

2-1/2" PVC SWEEPING SLEEVE TO HOUSE 3/4" COPPER TUBING

WATER MAIN

SECTION VIEW

NORTH COAST COUNTY WATER DISTRICT
SAMPLE STATION

STANDARD
DETAIL
NC- 14